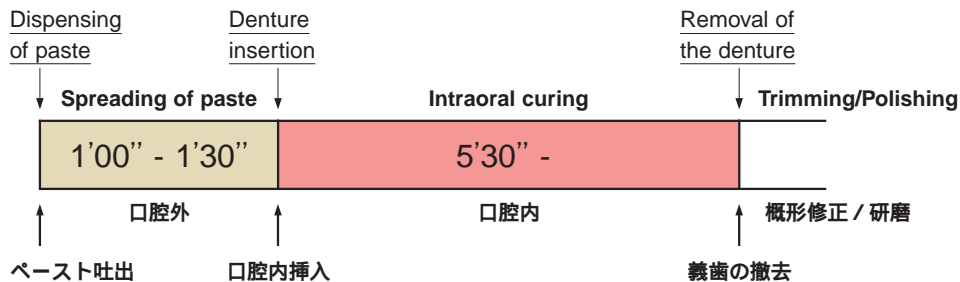


Standard Handling Time / 標準操作時間



STANDARD PROCEDURE GUIDE / 標準操作手順ガイド



M1 Examination of mouth
口腔内のチェック



M2 Examination of denture
義歯のチェック



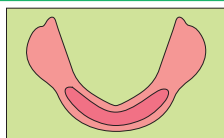
M3 Removal of the denture surface to be lined
裏装面のレジン削除



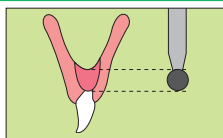
M4 Round bur
ラウンドバー



M5 Ground surface
削除後の裏装面



M6 Surface overview
裏装面概念図



M7 Cross section overview
裏装面概念図 (前歯部断面)



M8 Application of SOFRELINER Primer
プライマーの塗布



M9 Placing the cartridge in the dispenser
練和器具の準備



M10 Application of SOFRELINER Paste
ペーストの盛り上げ



M11 Letting the denture sit for 1 ~ 1.5 minutes after mixing
ペースト吐出後1~1.5分の間に挿入



M12 Intraoral insertion and gentle muscle treatment
口腔内挿入と弱い筋形成



M13 Intraoral curing while occluding very gently
静かに歯を合わせて保持



M14 Removal of the denture
撤去



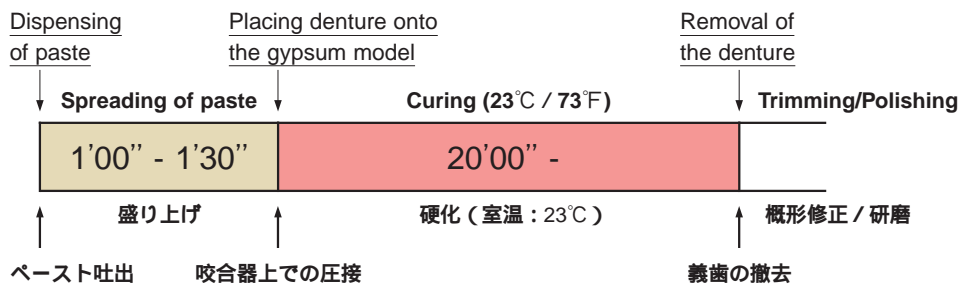
M15 Trimming with sharp scalpel
メスでトリミング



M16 Completion
完成

* Please be sure to refer to the instruction manual included in the kit or refill before using.

Standard Handling Time / 標準操作時間



STANDARD PROCEDURE GUIDE / 標準操作手順ガイド



L 1 Examination of mouth
口腔内のチェック



L 2 Bite-seating
impression
咬座印象



L 3 Fabrication of a
gypsum model
石膏模型の製作



L 4 Mounting to an
articulator
咬合器への装着



L 5 Relief on the gypsum
model
石膏模型のリリーフ



L 6 Removal of the resin for
the thickness of lining
裏装する厚みの設定



L 7 Removal of the denture
surface to be lined
裏装面のレジン削除



L 8 Application of
SOFRELINER Primer
プライマーの塗布



L 9 Placing the cartridge
in the dispenser
練和器具の準備



L 10 Application of
SOFRELINER Paste
ペーストの盛り上げ



L 11 Placing the denture
onto the gypsum model
咬合器上での圧接



L 12 Removal of the
denture
撤去



L 13 Trimming
トリミング



L 14 Form correction and
finishing
概形修正・研磨



L 15 Final finishing of the
lined surface
仕上げ



L 16 Completion
完成